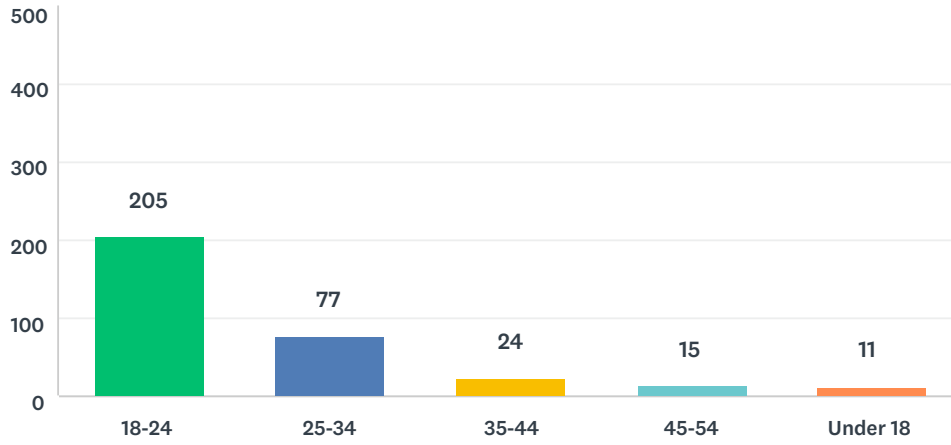


Q1 What is your age?

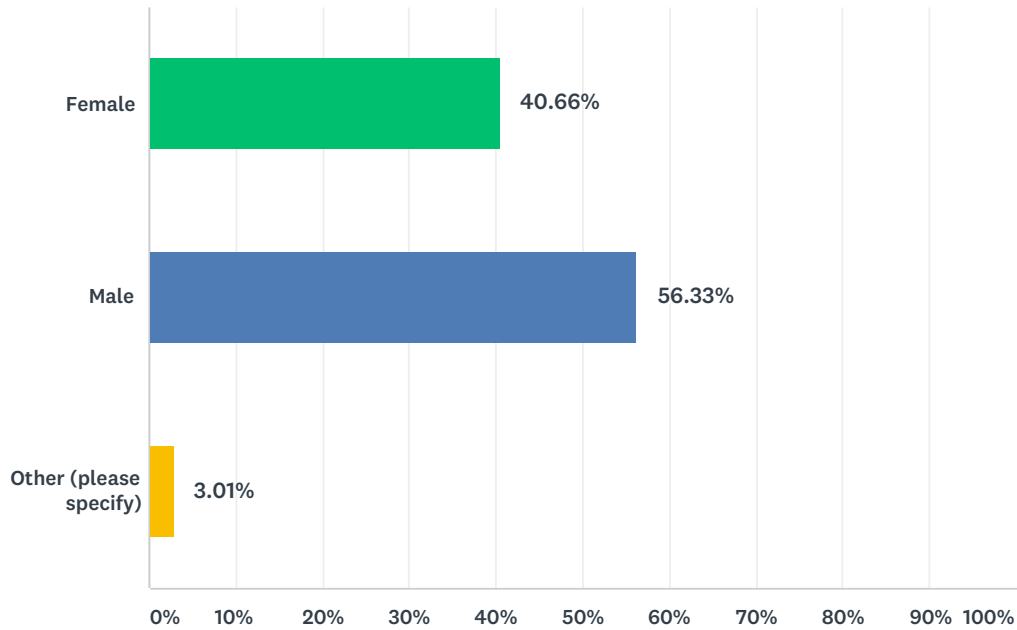
Answered: 332 Skipped: 0



ANSWER CHOICES	RESPONSES	
18-24	61.75%	205
25-34	23.19%	77
35-44	7.23%	24
45-54	4.52%	15
Under 18	3.31%	11
TOTAL		332

Q2 What is your gender identity?

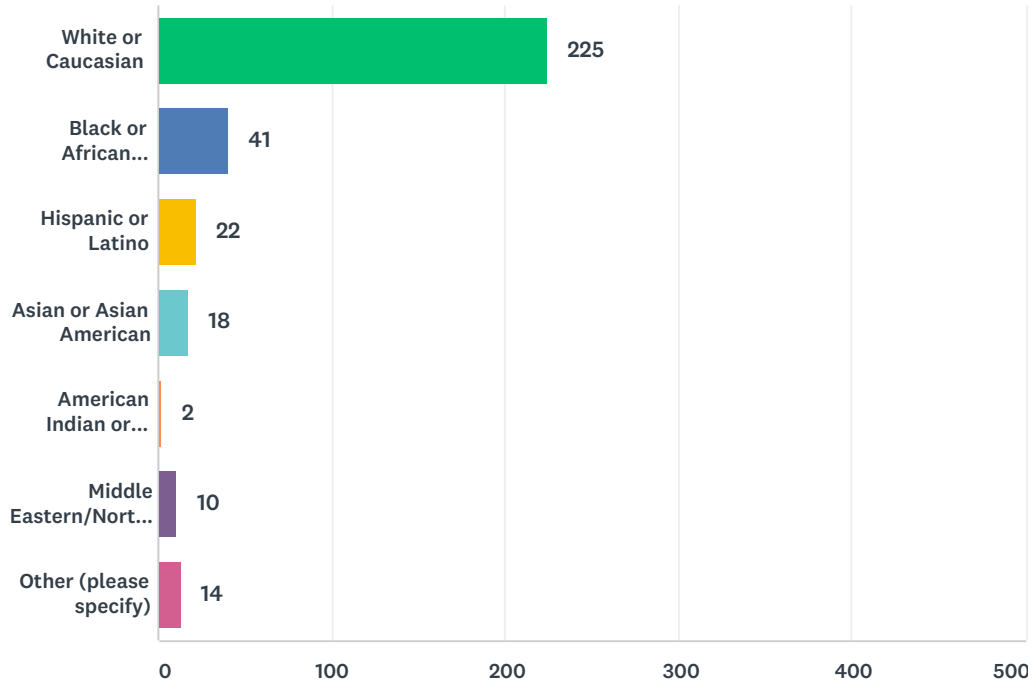
Answered: 332 Skipped: 0



ANSWER CHOICES	RESPONSES	
Female	40.66%	135
Male	56.33%	187
Other (please specify)	3.01%	10
TOTAL		332

Q3 What is your ethnicity?

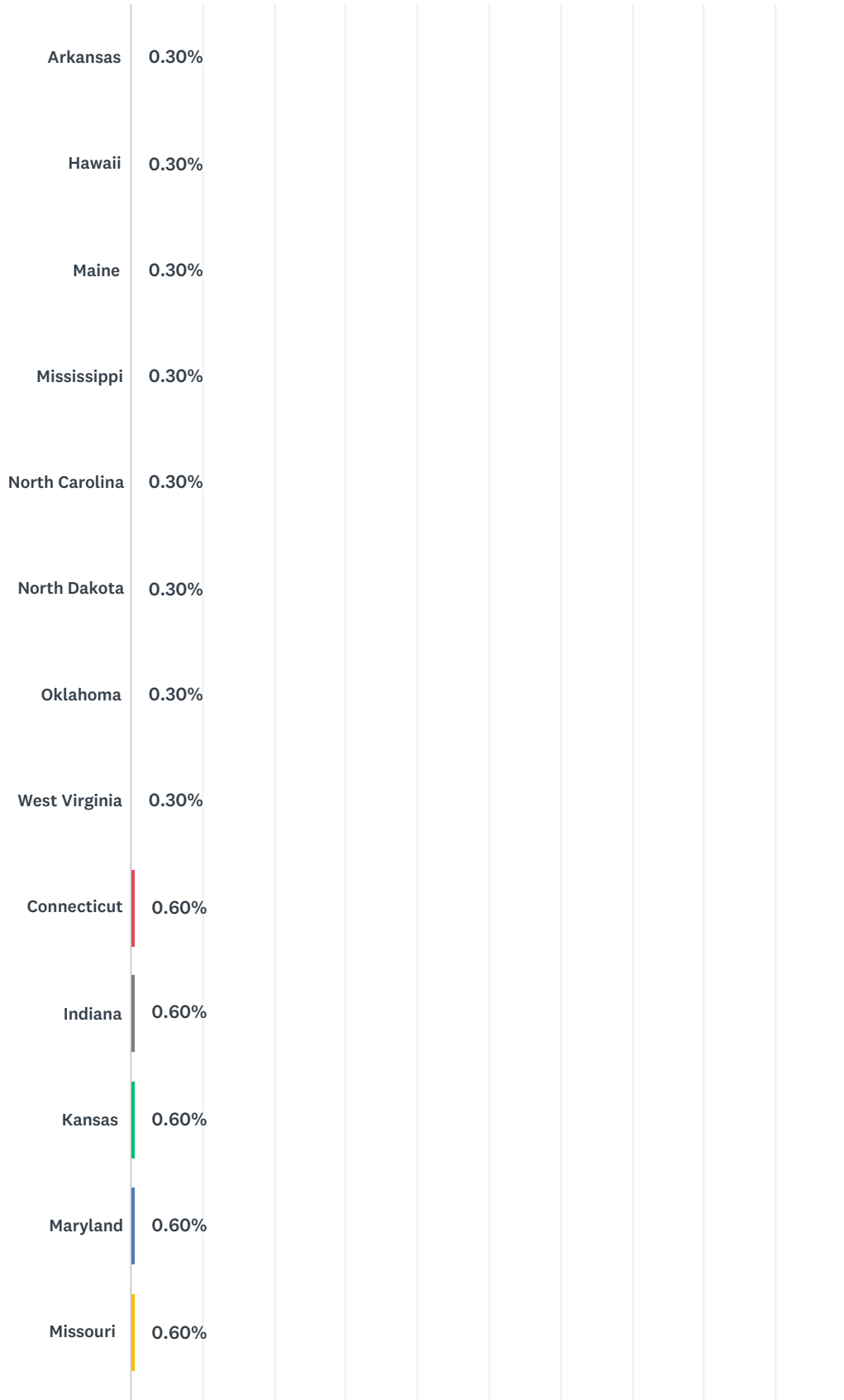
Answered: 332 Skipped: 0

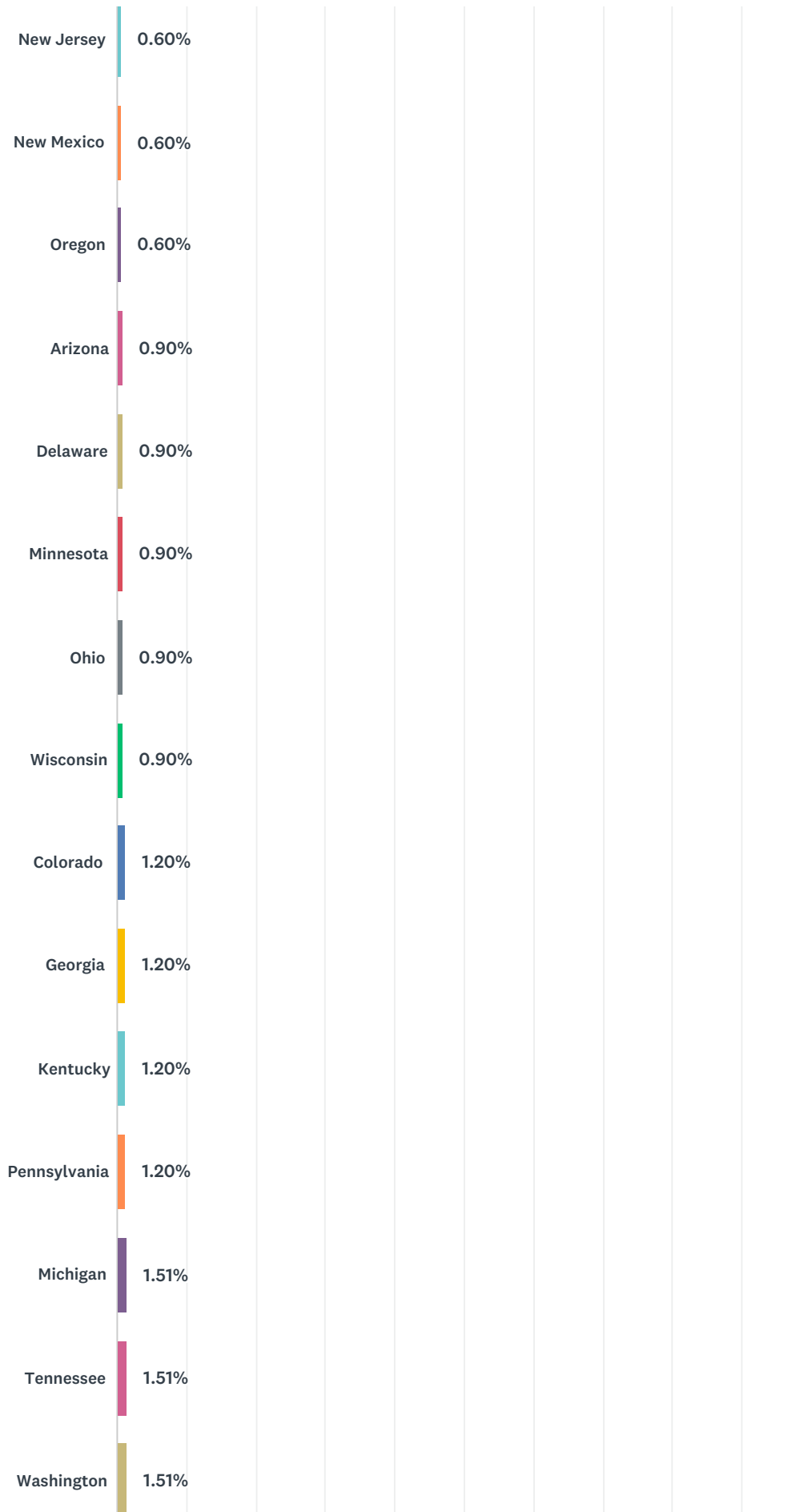


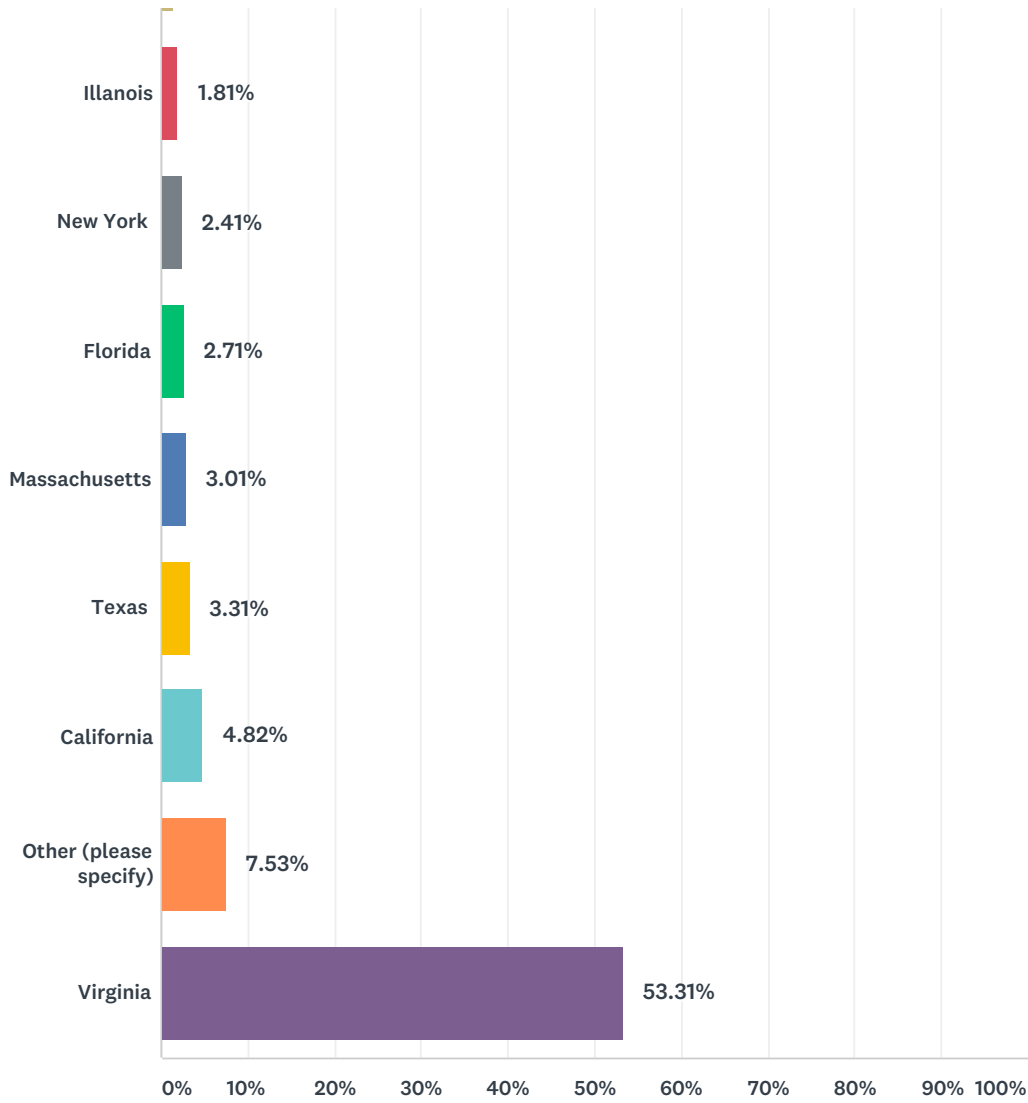
ANSWER CHOICES	RESPONSES
White or Caucasian	67.77% 225
Black or African American	12.35% 41
Hispanic or Latino	6.63% 22
Asian or Asian American	5.42% 18
American Indian or Alaska Native	0.60% 2
Middle Eastern/North African	3.01% 10
Other (please specify)	4.22% 14
TOTAL	332

Q4 In what state do you live?

Answered: 332 Skipped: 0







ANSWER CHOICES	RESPONSES
Arkansas	0.30% 1
Hawaii	0.30% 1
Maine	0.30% 1
Mississippi	0.30% 1
North Carolina	0.30% 1
North Dakota	0.30% 1
Oklahoma	0.30% 1
West Virginia	0.30% 1
Connecticut	0.60% 2
Indiana	0.60% 2
Kansas	0.60% 2
Maryland	0.60% 2

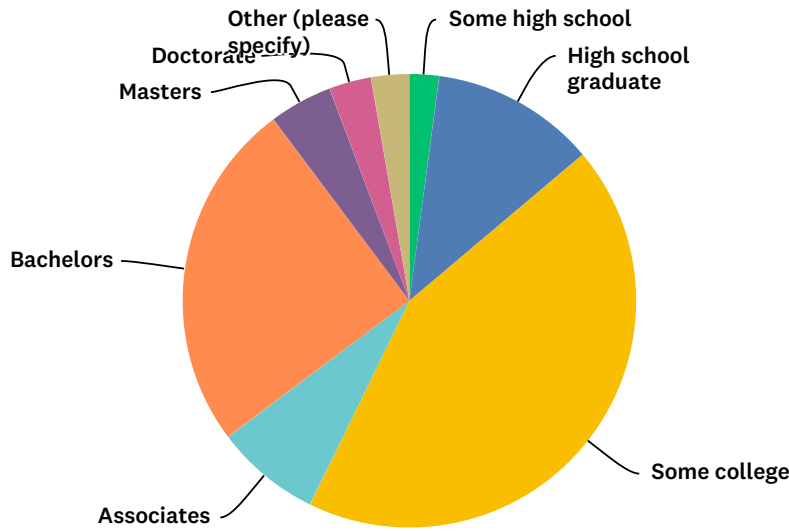
Personal Marijuana Use and Workplace Productivity

SurveyMonkey

Missouri	0.60%	2
New Jersey	0.60%	2
New Mexico	0.60%	2
Oregon	0.60%	2
Arizona	0.90%	3
Delaware	0.90%	3
Minnesota	0.90%	3
Ohio	0.90%	3
Wisconsin	0.90%	3
Colorado	1.20%	4
Georgia	1.20%	4
Kentucky	1.20%	4
Pennsylvania	1.20%	4
Michigan	1.51%	5
Tennessee	1.51%	5
Washington	1.51%	5
Illinois	1.81%	6
New York	2.41%	8
Florida	2.71%	9
Massachusetts	3.01%	10
Texas	3.31%	11
California	4.82%	16
Other (please specify)	7.53%	25
Virginia	53.31%	177
TOTAL		332

Q5 What is your highest level of education that you completed?

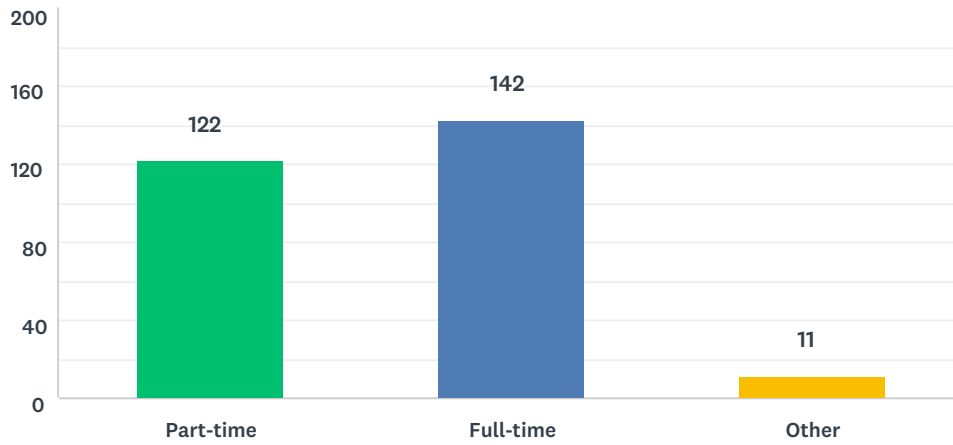
Answered: 332 Skipped: 0



ANSWER CHOICES	RESPONSES	
Some high school	2.11%	7
High school graduate	11.75%	39
Some college	43.37%	144
Associates	7.53%	25
Bachelors	25.00%	83
Masters	4.52%	15
Doctorate	3.01%	10
Other (please specify)	2.71%	9
TOTAL		332

Q6 Which of the following describes how often you currently work?

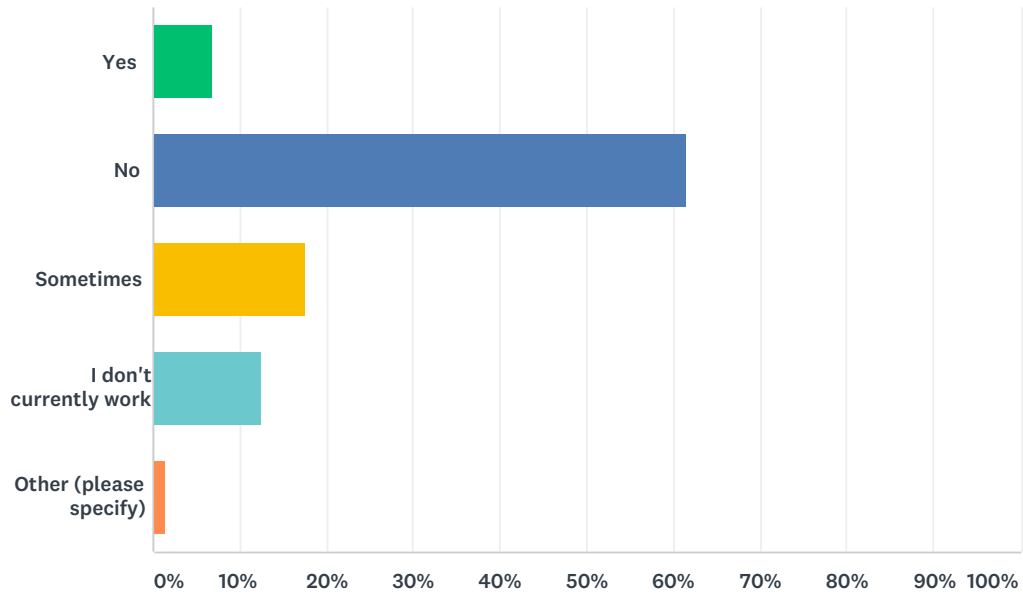
Answered: 332 Skipped: 0



ANSWER CHOICES	RESPONSES	
Part-time	44.36%	122
Full-time	51.64%	142
Other	4.00%	11
TOTAL		275

Q7 Do you work from home?

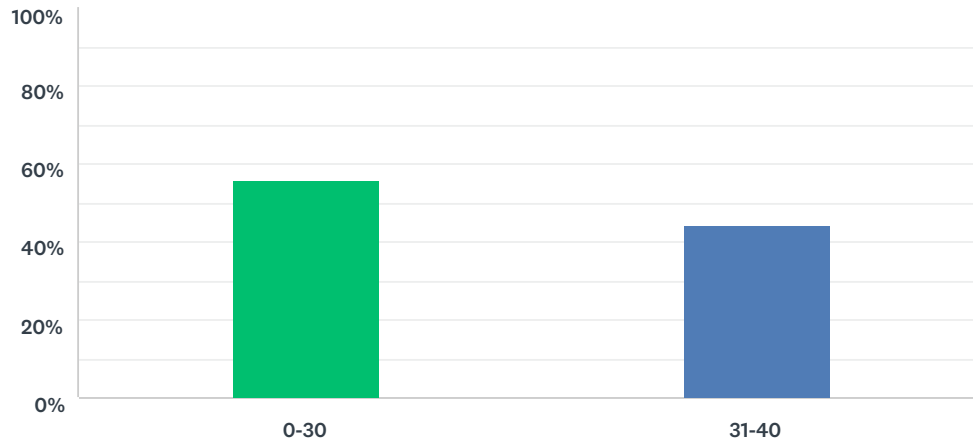
Answered: 332 Skipped: 0



ANSWER CHOICES	RESPONSES	
Yes	6.93%	23
No	61.45%	204
Sometimes	17.47%	58
I don't currently work	12.65%	42
Other (please specify)	1.51%	5
TOTAL		332

Q8 Which of the following best describes the average number of hours you work in a week?

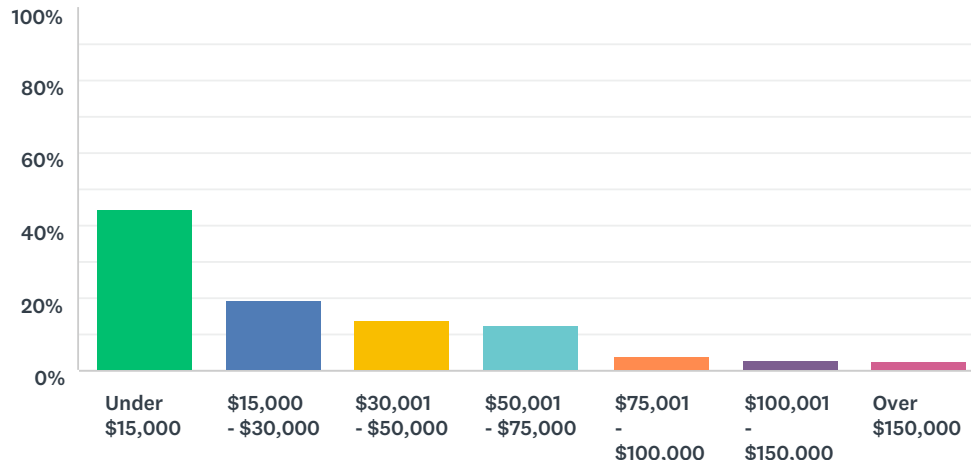
Answered: 332 Skipped: 0



ANSWER CHOICES	RESPONSES	
0-30	55.72%	185
31-40	44.28%	147
TOTAL		332

Q9 Which of the following best reflects your annual income or take home pay?

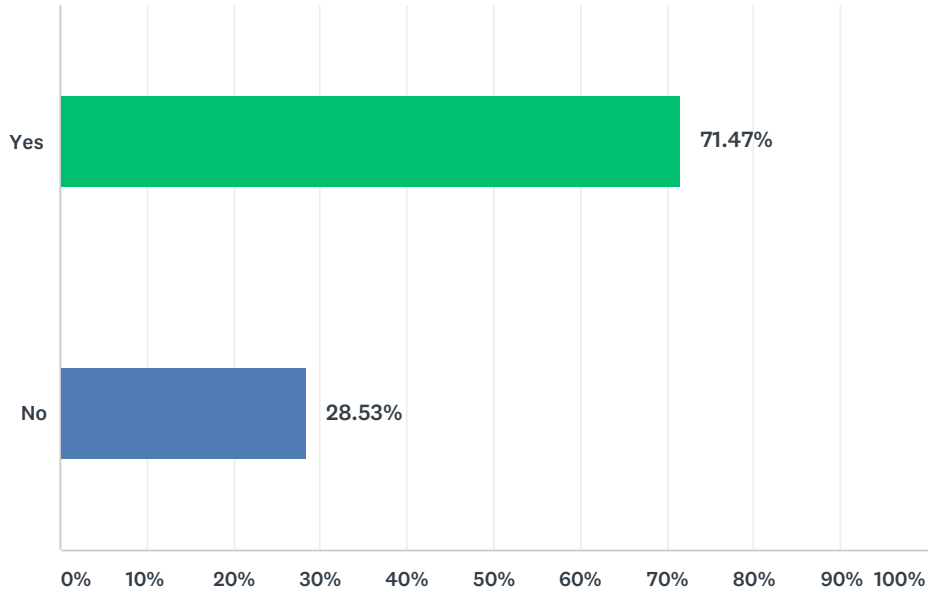
Answered: 332 Skipped: 0



ANSWER CHOICES	RESPONSES	
Under \$15,000	44.28%	147
\$15,000 - \$30,000	19.58%	65
\$30,001 - \$50,000	13.86%	46
\$50,001 - \$75,000	12.65%	42
\$75,001 - \$100,000	4.22%	14
\$100,001 - \$150,000	3.01%	10
Over \$150,000	2.41%	8
TOTAL		332

Q10 Do you smoke marijuana?

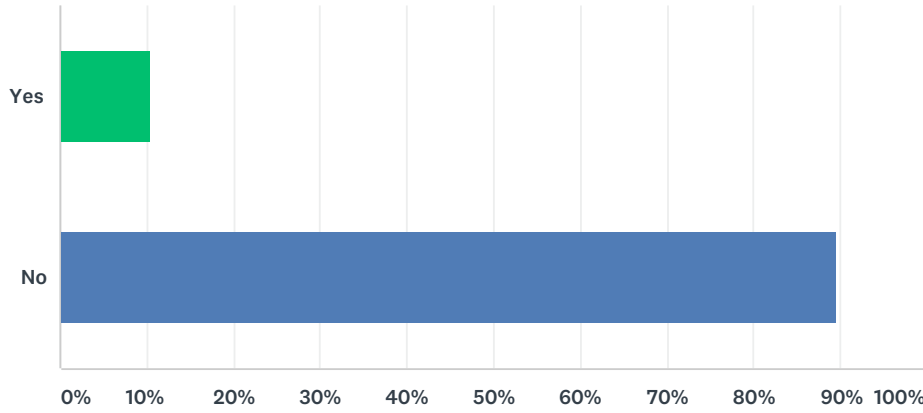
Answered: 312 Skipped: 20



ANSWER CHOICES	RESPONSES	
Yes	71.47%	223
No	28.53%	89
TOTAL		312

Q11 Are you currently a medical marijuana patient?

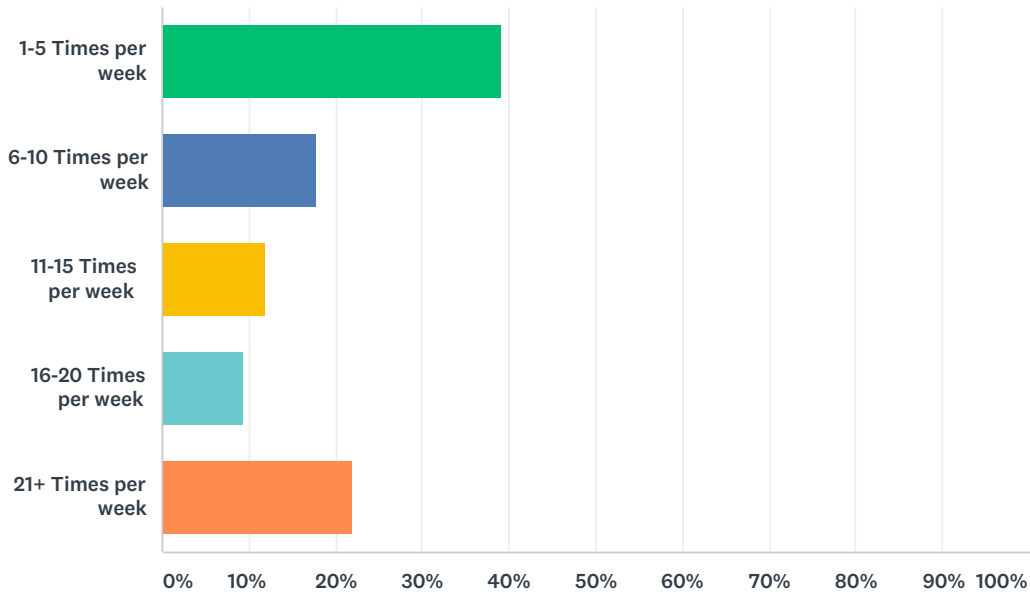
Answered: 192 Skipped: 140



ANSWER CHOICES	RESPONSES	
Yes	10.42%	20
No	89.58%	172
TOTAL		192

Q12 On average, how often do you smoke marijuana per week?

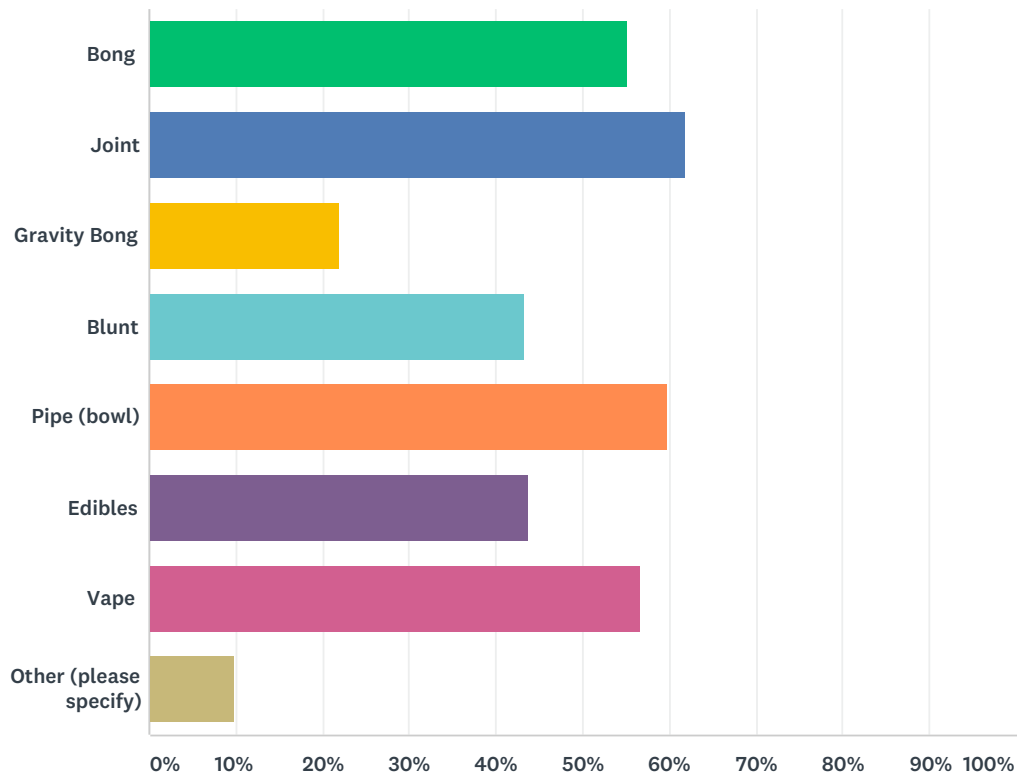
Answered: 192 Skipped: 140



ANSWER CHOICES	RESPONSES	
1-5 Times per week	39.06%	75
6-10 Times per week	17.71%	34
11-15 Times per week	11.98%	23
16-20 Times per week	9.38%	18
21+ Times per week	21.88%	42
TOTAL		192

Q13 Which of the following do you use to smoke marijuana (Check all that apply)

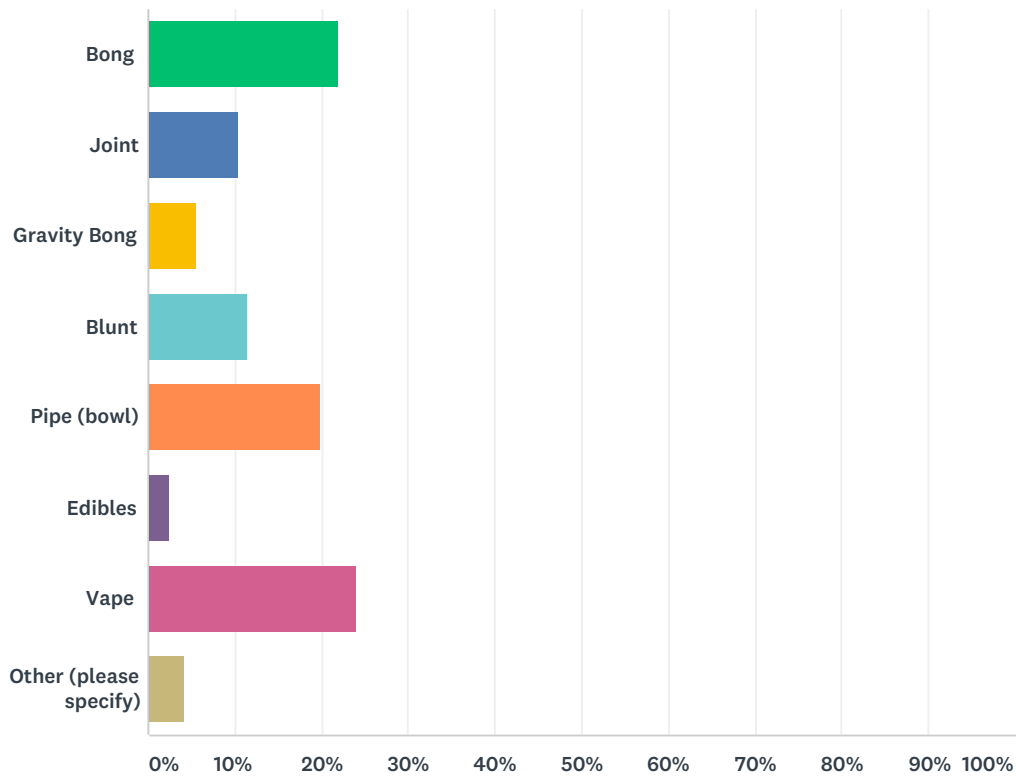
Answered: 192 Skipped: 140



ANSWER CHOICES	RESPONSES	
Bong	55.21%	106
Joint	61.98%	119
Gravity Bong	21.88%	42
Blunt	43.23%	83
Pipe (bowl)	59.90%	115
Edibles	43.75%	84
Vape	56.77%	109
Other (please specify)	9.90%	19
Total Respondents: 192		

Q14 If you had to narrow it down to one, which of the following do you primarily use to smoke marijuana

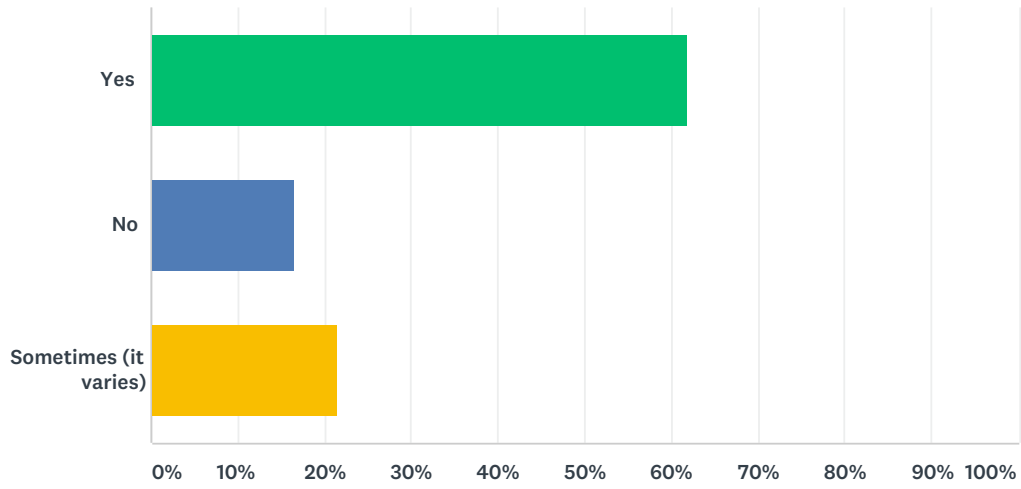
Answered: 192 Skipped: 140



ANSWER CHOICES	RESPONSES	
Bong	21.88%	42
Joint	10.42%	20
Gravity Bong	5.73%	11
Blunt	11.46%	22
Pipe (bowl)	19.79%	38
Edibles	2.60%	5
Vape	23.96%	46
Other (please specify)	4.17%	8
TOTAL		192

Q15 Do you smoke marijuana on the same days you have work?

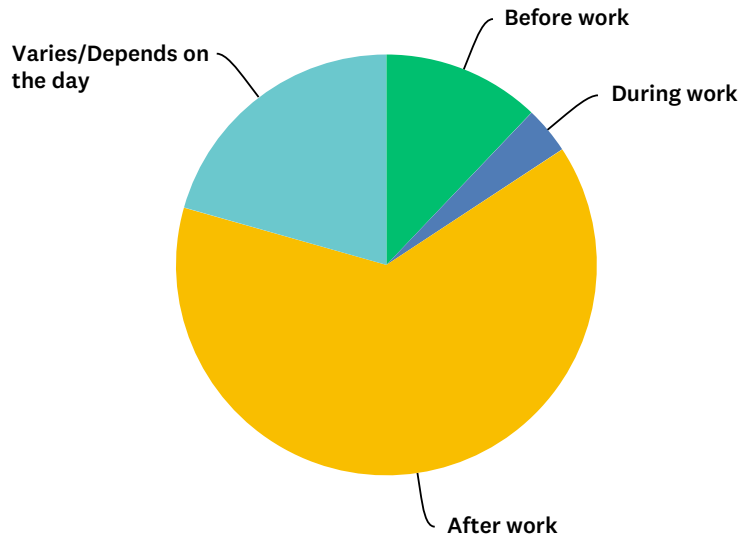
Answered: 192 Skipped: 140



ANSWER CHOICES	RESPONSES	
Yes	61.93%	109
No	16.48%	29
Sometimes (it varies)	21.59%	38
TOTAL		176

Q16 If you smoke marijuana on the days you have work, when would you say you prefer to smoke?

Answered: 192 Skipped: 140



ANSWER CHOICES	RESPONSES	
Before work	12.12%	20
During work	3.64%	6
After work	63.64%	105
Varies/Depends on the day	20.61%	34
TOTAL		165

Q17 If you answered "Before work" on the last question, can you briefly explain why that's your preferred time to smoke? (Leave blank if not applicable)

Answered: 30 Skipped: 302

Q18 If you answered "During work" on question 16, can you briefly explain why that's your preferred time to smoke? (Leave blank if not applicable)

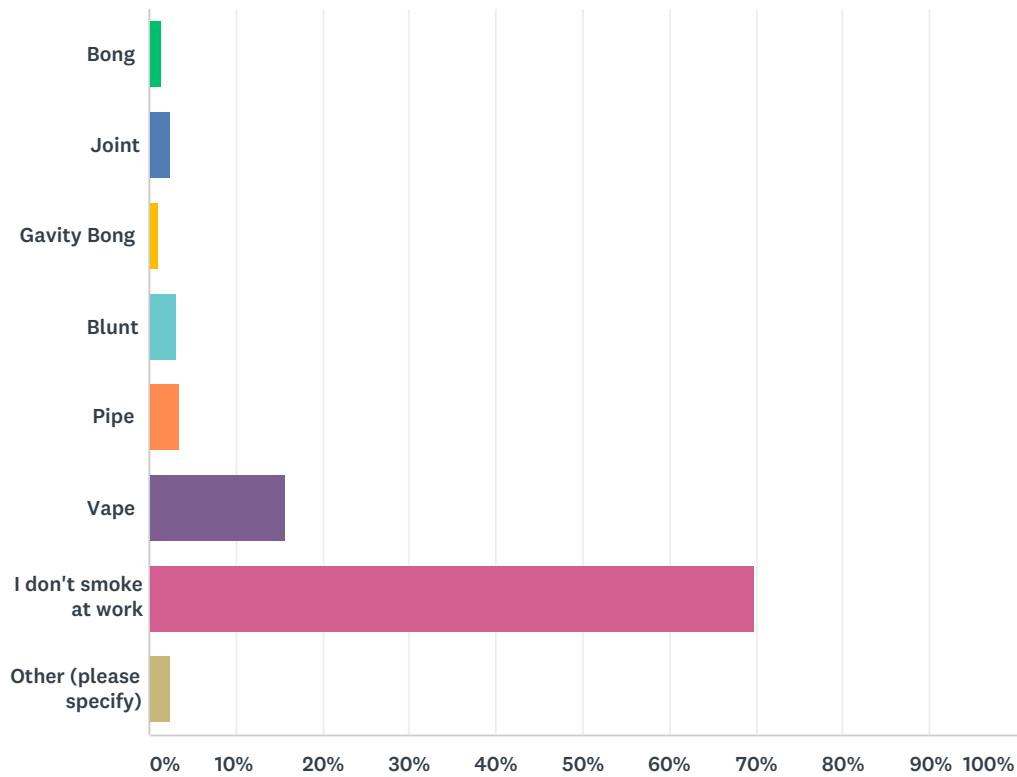
Answered: 14 Skipped: 318

Q19 If you answered "After work" on question 16, can you briefly explain why that's your preferred time to smoke? (Leave blank if not applicable)

Answered: 112 Skipped: 220

Q20 Which of the following do you primarily use to smoke marijuana (at the workplace) (If more than one, check the one you feel you use most.)

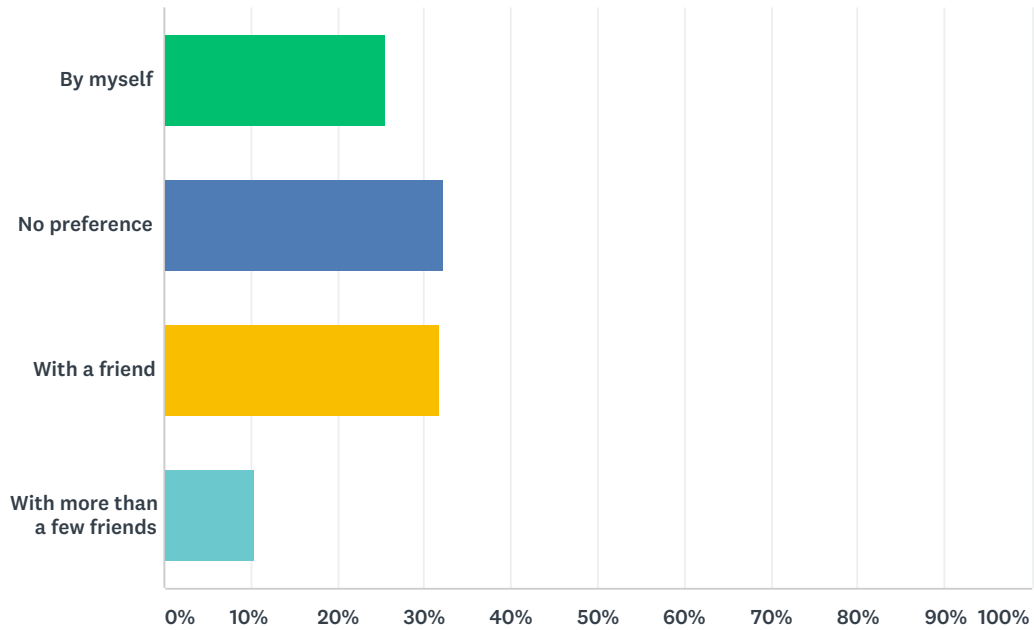
Answered: 192 Skipped: 140



ANSWER CHOICES	RESPONSES
Bong	1.56% 3
Joint	2.60% 5
Gavity Bong	1.04% 2
Blunt	3.13% 6
Pipe	3.65% 7
Vape	15.63% 30
I don't smoke at work	69.79% 134
Other (please specify)	2.60% 5
TOTAL	192

Q21 What social setting do you prefer to smoke in?

Answered: 192 Skipped: 140



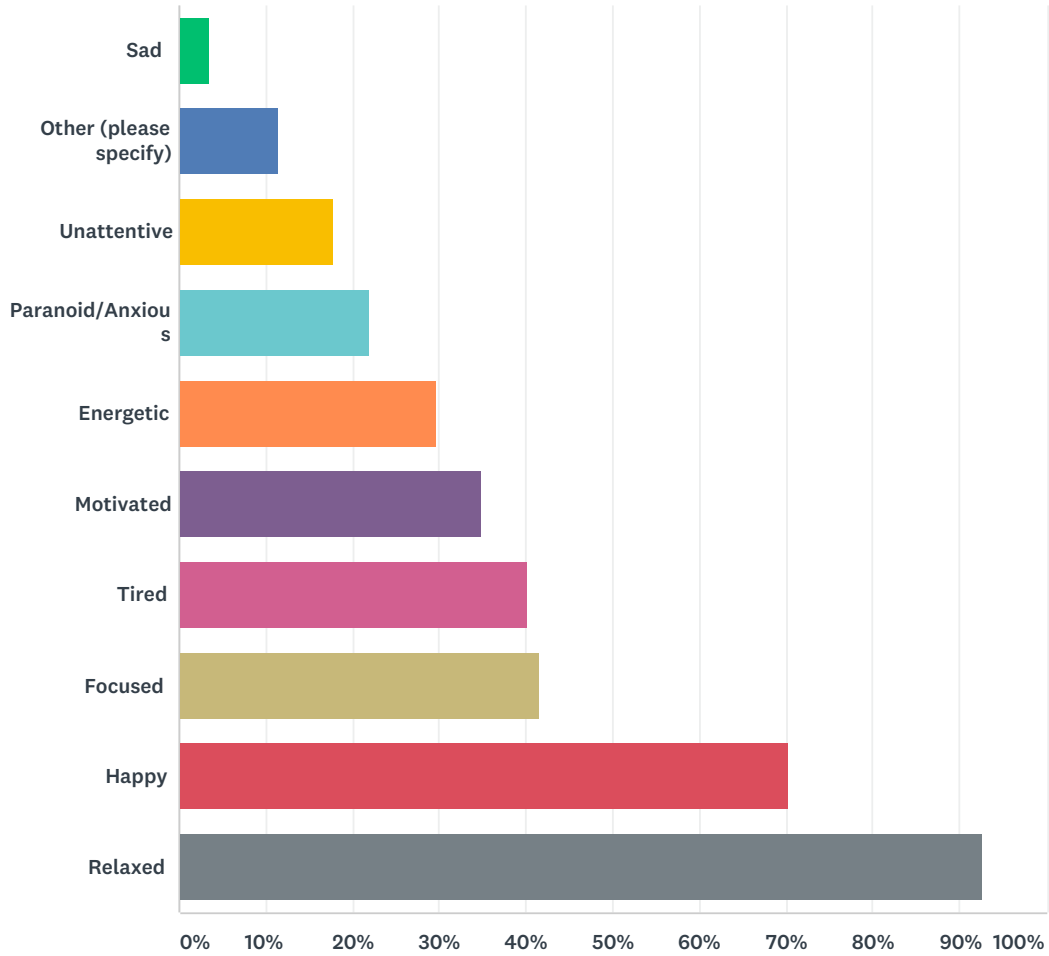
ANSWER CHOICES	RESPONSES	
By myself	25.52%	49
No preference	32.29%	62
With a friend	31.77%	61
With more than a few friends	10.42%	20
TOTAL		192

Q22 Depending on your response to question 21, briefly explain why that is your preferred social setting to smoke?

Answered: 192 Skipped: 140

Q23 How does smoking affect your mood?

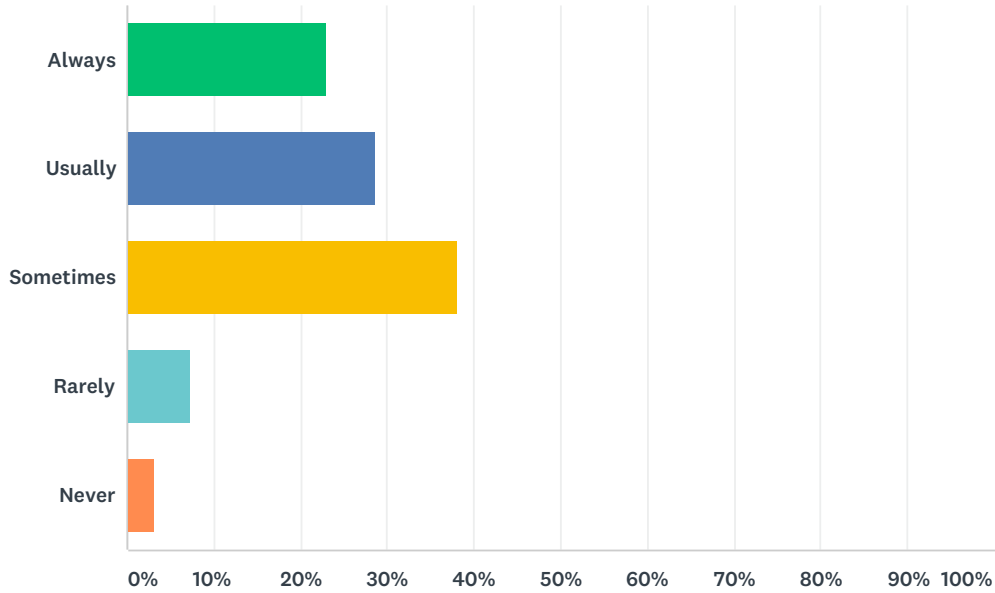
Answered: 192 Skipped: 140



ANSWER CHOICES	RESPONSES
Sad	3.65% 7
Other (please specify)	11.46% 22
Unattentive	17.71% 34
Paranoid/Anxious	21.88% 42
Energetic	29.69% 57
Motivated	34.90% 67
Tired	40.10% 77
Focused	41.67% 80
Happy	70.31% 135
Relaxed	92.71% 178
Total Respondents: 192	

Q24 Do you smoke marijuana to help with stress?

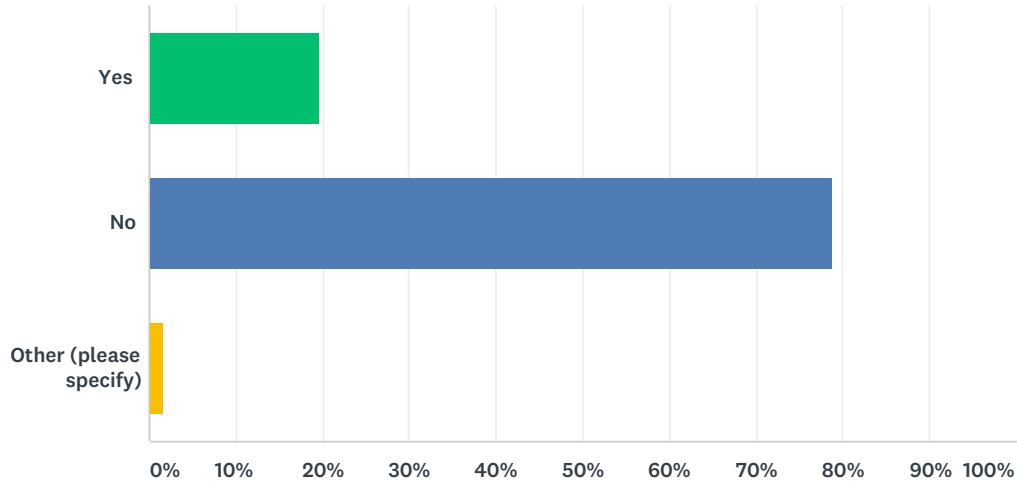
Answered: 192 Skipped: 140



ANSWER CHOICES	RESPONSES	
Always	22.92%	44
Usually	28.65%	55
Sometimes	38.02%	73
Rarely	7.29%	14
Never	3.13%	6
TOTAL		192

Q25 Is recreational marijuana legal where you live?

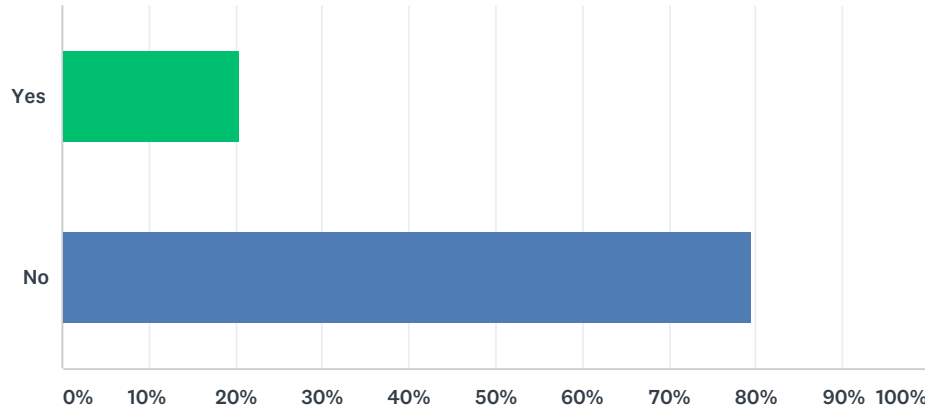
Answered: 250 Skipped: 82



ANSWER CHOICES	RESPONSES	
Yes	19.60%	49
No	78.80%	197
Other (please specify)	1.60%	4
TOTAL		250

Q26 Does your job require a drug test?

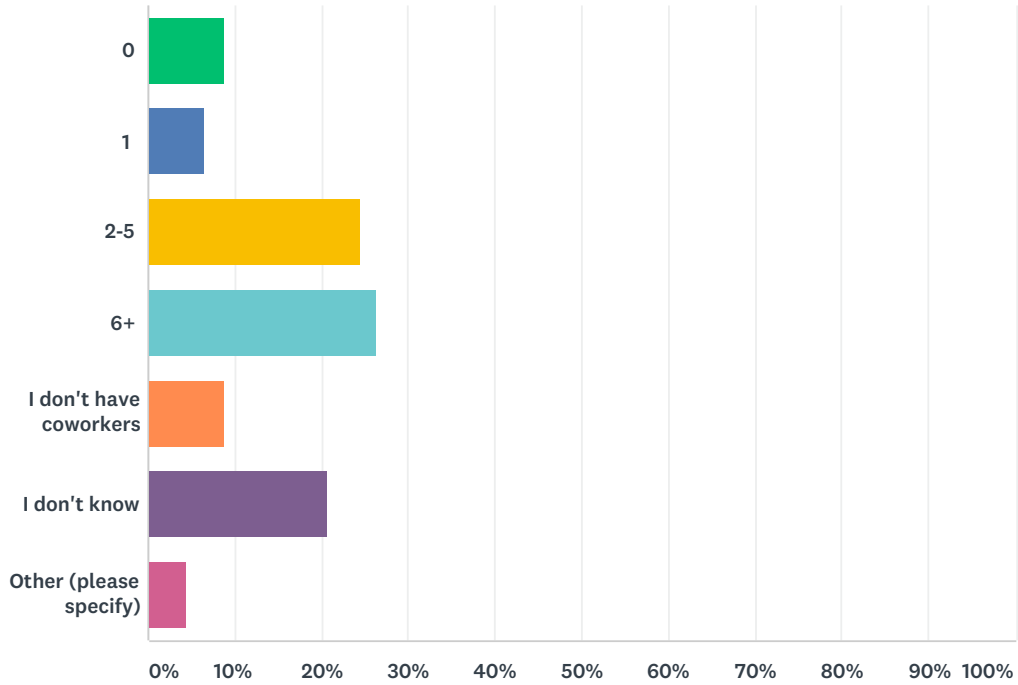
Answered: 250 Skipped: 82



ANSWER CHOICES	RESPONSES	
Yes	20.40%	51
No	79.60%	199
TOTAL		250

Q27 How many coworkers do you know that smoke marijuana?

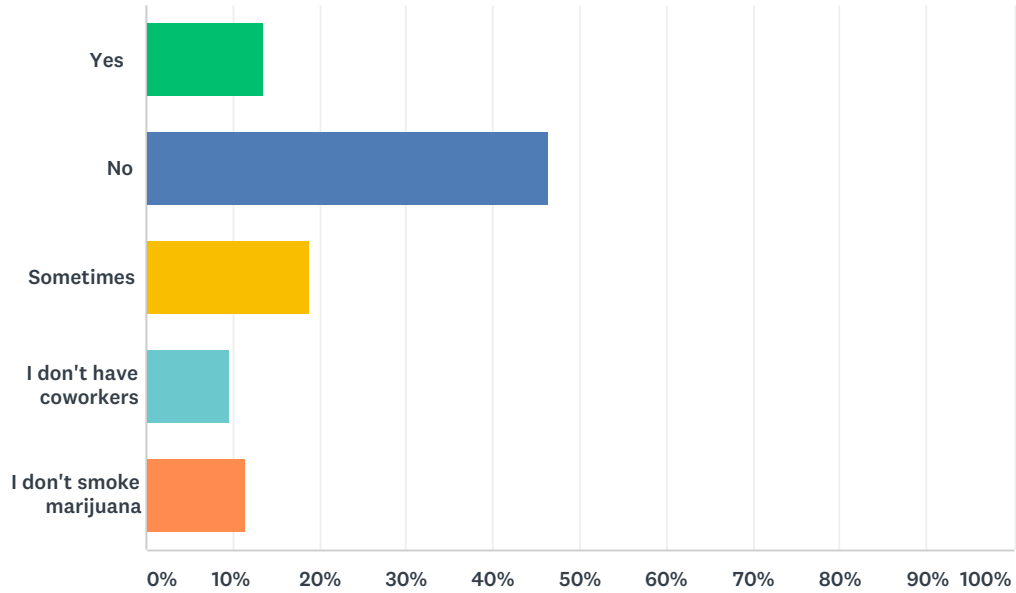
Answered: 250 Skipped: 82



ANSWER CHOICES	RESPONSES	
0	8.80%	22
1	6.40%	16
2-5	24.40%	61
6+	26.40%	66
I don't have coworkers	8.80%	22
I don't know	20.80%	52
Other (please specify)	4.40%	11
TOTAL		250

Q28 Do you smoke marijuana with your coworkers?

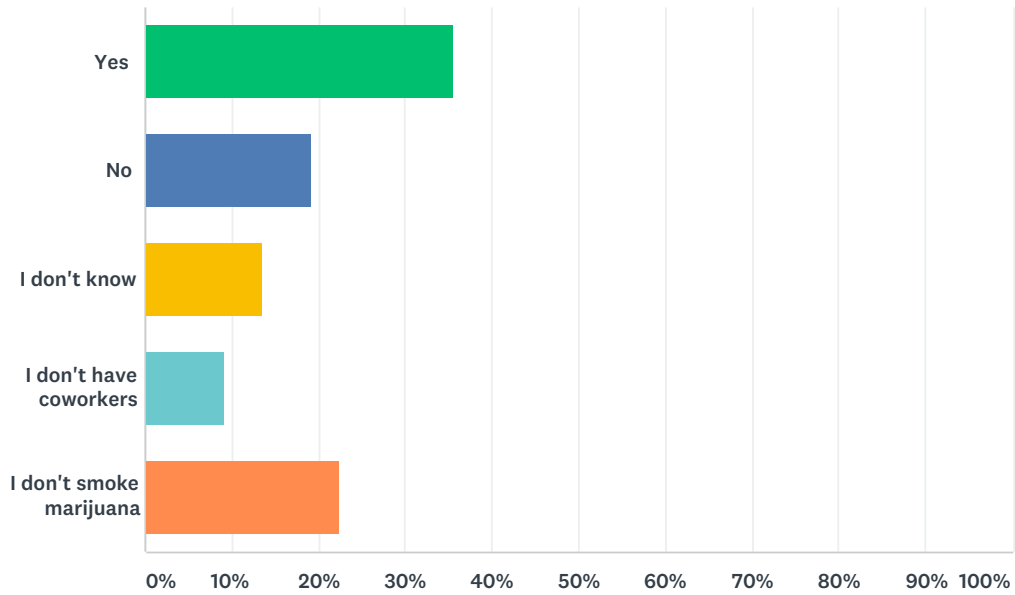
Answered: 250 Skipped: 82



ANSWER CHOICES	RESPONSES	
Yes	13.60%	34
No	46.40%	116
Sometimes	18.80%	47
I don't have coworkers	9.60%	24
I don't smoke marijuana	11.60%	29
TOTAL		250

Q29 Do your coworkers know you smoke marijuana?

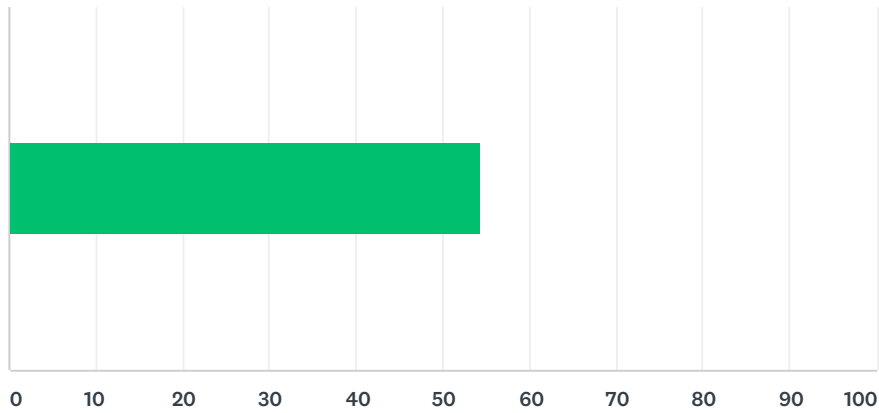
Answered: 250 Skipped: 82



ANSWER CHOICES	RESPONSES	
Yes	35.60%	89
No	19.20%	48
I don't know	13.60%	34
I don't have coworkers	9.20%	23
I don't smoke marijuana	22.40%	56
TOTAL		250

Q30 On a scale from 1 to 10, 1 not stressful at all, 10 stressful all the time, how stressful is your job?

Answered: 250 Skipped: 82



ANSWER CHOICES	AVERAGE NUMBER	TOTAL NUMBER	RESPONSES
	54	13,616	250
Total Respondents: 250			

Q31 In 5 words or less, how would you describe a marijuana smoker?

Answered: 250 Skipped: 82

Q32 What slang do you primarily use to refer to marijuana?

Answered: 250 Skipped: 82

Q33 How do you feel smoking marijuana affects your productivity at work?

Answered: 250 Skipped: 82

Q34 Interested in helping us with potential follow up questions or seeing the results of our survey? Drop us your email!

Answered: 55 Skipped: 277